

180  
200

Balcon  
8.25m<sup>2</sup>

STORE  
LT: 241 cm  
S: 2.9 cm

50

Pente 1.50%

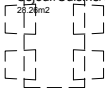
180  
200

STORE  
LT: 241 cm  
S: 2.9 cm

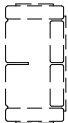
APP. 1 1/2 Pièces  
39.10m<sup>2</sup>



Sejour/Cuisine/CAM  
28.28m<sup>2</sup>



WC/Douche  
3.70m<sup>2</sup>

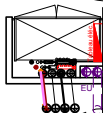


VPB 88205

LOT n°9

Hall  
2.32m<sup>2</sup>

PPE N° .....  
CAVE ..... / PPE .....  
PARC INT. .... / EXT. ....



Saut 2.80cm

B 30